

Gender analysis in the relationship between red and processed meat intake and colorectal cancer: a systematic review and meta-analysis

H Lee¹, JE Lee^{2,4}, MJ Kang^{1,4}, JE Shim³, HY Paik^{1,4}

¹Center for Gendered Innovations in Science and Technology Research (GISTeR), KOFWST

²Dept. of Food and Nutr., Sookmyung Women's Univ.(Formerly)

³Dept. of Food and Nutr., Daejeon Univ.

⁴Dept. of Food and Nutri., Seoul National Univ.

Republic of Korea



Introduction

- Colorectal Cancer (CRC)
 - is the 3rd most common cancer in men and the 2nd most common cancer in women worldwide
 - rates in men > women worldwide
- CRC and meat intake
 - Continuous Update Project (CUP) of the World Cancer Research Fund (WCRF) (2011)
 - **Convincing** evidence that consumption of red meat and processed meat ↑ CRC risk

FOOD, NUTRITION, PHYSICAL ACTIVITY AND CANCERS OF THE COLON AND THE RECTUM 2011		
	DECREASES RISK	INCREASES RISK
Convincing	Physical activity ^{1,2} Foods containing dietary fibre ³	Red meat ^{4,5} Processed meat ^{4,6} Alcoholic drinks (men) ⁷ Body fatness Abdominal fatness Adult attained height ⁸
Probable	Garlic Milk ⁹ Calcium ¹⁰	Alcoholic drinks (women) ⁷
Limited - suggestive	Non-starchy vegetables Fruits Foods containing vitamin D ^{3,12}	Foods containing iron ^{3,4} Cheese ¹¹ Foods containing animal fats ³ Foods containing sugars ¹³
Limited - no conclusion	Fish; glycaemic index; folate; vitamin C; vitamin E; selenium; low fat; dietary pattern	
Substantial effect on risk unlikely	None identified	

IARC press release

International Agency for Research on Cancer



PRESS RELEASE
N° 240

26 October 2015

IARC Monographs evaluate consumption of red meat and processed meat

Lyon, France, 26 October 2015 – The International Agency for Research on Cancer (IARC), the cancer agency of the World Health Organization, has evaluated the carcinogenicity of the consumption of red meat and processed meat.

Red meat

After thoroughly reviewing the accumulated scientific literature, a Working Group of 22 experts from 10 countries convened by the IARC Monographs Programme classified the consumption of red meat as probably carcinogenic to humans (Group 2A), based on *limited evidence* that the consumption of red meat causes cancer in humans and *strong* mechanistic evidence supporting a carcinogenic effect.

This association was observed mainly for colorectal cancer, but associations were also seen for pancreatic cancer and prostate cancer.

Processed meat

Processed meat was classified as carcinogenic to humans (Group 1), based on *sufficient evidence* in humans that the consumption of processed meat causes colorectal cancer.

Meat consumption and its effects

The consumption of meat varies greatly between countries, with from a few percent up to 100% of people eating red meat, depending on the country, and somewhat lower proportions eating processed meat.

The experts concluded that each 50 gram portion of processed meat eaten daily increases the risk of colorectal cancer by 18%.

News » Food
Pancreatic



has classi
IARC is th
Processed
meat that
curing, fer
Twenty-tw



cancer - WHO

[Share](#)



Top Story

Powerful buildings

A strong qu...
central Italy...
emergency

16 minut

Clinton c... email mo

29 Octob

'Ashes sp

3 hours a

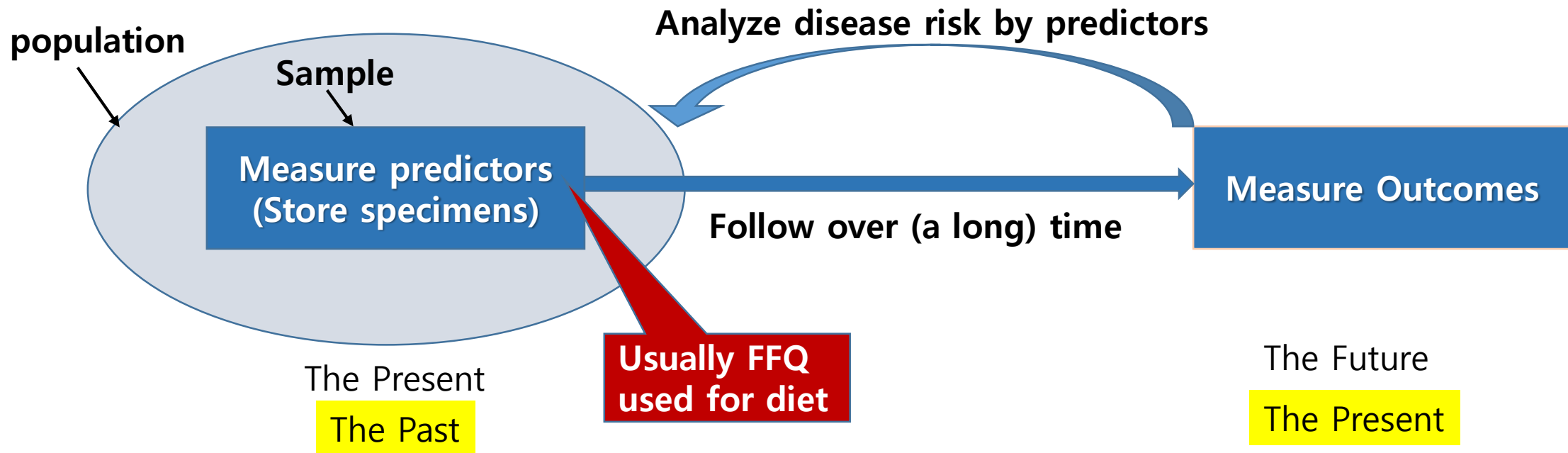
Featur

Prospective Cohort Studies

- **Cohort:** a group of subjects from population, specified at the outset and followed over time

Steps to conduct a (prospective) cohort study

1. Select a sample from population
2. Measure predictor variables in the sample
3. Follow subjects over a (long) period of time
4. Measure outcome variable(s)
5. Analyze disease risk(s) for predictors measured at the beginning




Food Frequency Questionnaire

- Used in most cohort studies on diet and disease
- Aims to estimate usual dietary intake

1) 식품 및 두류

식품 및 음식명	2) 섭취빈도										3) 1회 섭취량				
	1일(회)		1주(회)		한달(회)		연		기		1회 섭취량				
	3회	2회	1회	4-6회	2-3회	1회	2-3회	1회	6-11회	1회	기준분량	더 적음 (0.5)	기준 분량 (1)	더 많음 (1.5)	2배 이상
1.쌀밥											1공기				
2.잡곡밥											1공기				
3.라면											1그릇				
4.갈국수,수제비,우동											1그릇				
5.자장면,잡종											1그릇				
6.냉면,메밀국수											1그릇				
7.만두국,떡국											1그릇				
8.빵류											1개				

표의 붉은색 번호로 표기된 식품/음식의 기준분량은 다음 사진과 같습니다.



FFQ Development

1) Food Items

2) Frequency

3) Portion Size

FFQ Validation

Diet-Disease Studies



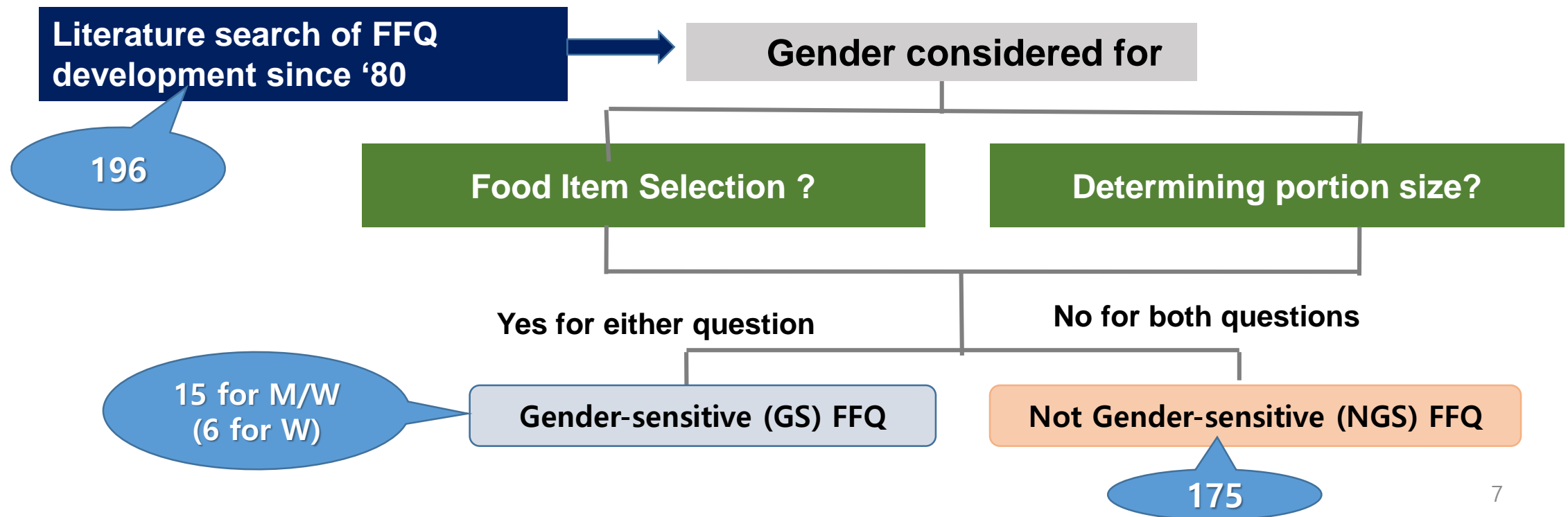
Gender analysis in the development and validation of FFQ: a systematic review

Hanna Lee¹, Minji Kang², Won Ok Song³, Jae Eun Shim⁴ and Hee Young Paik^{1,2*}

¹Department of Food and Nutrition, Seoul National University, 1 Gwanak-ro, Gwanak-gu, Seoul 08826, Republic of Korea

British Journal of Nutrition (2016)
115:666-71

• Classification of FFQs used in Cohort studies



- Performance of FFQs of GS vs NGS group in Validation
 - 246 validation studies conducted in adult men and women
 - 45 studies for GS-FFQs, 21 reported results by gender (47%)
 - 201 studies for NGS-FFQs, 69 reported results by gender (44%)
 - Median of [FFQ/reference method] for intakes of 8 nutrients
 - For men, 0.95 in GS group, 1.02 in NGS group
 - For women, 0.93 in GS group, 1.13 in NGS group
 - For NGS group,
 - Ratio higher than in GS group
 - Overestimation of all nutrients in women
- **Any influence on studies on diet-disease relationship?**

Study Objective

To examine whether the associations between diet and diseases are influenced by gender consideration of FFQ

Specifically, comparison of results on red meat and processed meat intakes and CRC risk by **gender considerations of FFQs (GS vs. NGS)** used in diet assessment in prospective cohort studies

Methods

1. Literature search of prospective cohort studies on CRC and meat intake

Literature search from PubMed studies published up to March 2015
with following terms:
((((colon OR rectal OR rectum OR colorectal OR colorectum)) AND cancer) AND (red meat OR processed
meat)) AND (cohort OR prospective) and other sources for
→ **154 studies identified**
Studies retrieved from other sources → **8 more studies were identified**



Selection of Studies

Selection criteria: (1) Cohort study design was used with adult subjects of both sexes
(2) Relative risk (RR) estimates and the 95% CI of CRC, CC or RC for consumption of
red meat and/or **processed meat** were provided
→ **14 studies were identified**



Classified and analyzed



Methods

2. Classification of studies by FFQs used



3. Meta-analysis of studies

- Meta-analysis of study results for red meat intake
- Meta-analysis of study results for processed meat intake
- To compare the highest and the lowest categories
- Results of **combined subjects** are presented
(Due to insufficient number of studies by gender)
- Statistical analysis by STATA/SE 13.1 using Random effect model

Result: Meta-analysis of red meat and processed meat intake and colorectal or colon cancer

Dietary Factor	FFQ Group	No. of Studies	RR	95% CI	% Weight
Red Meat	GS	3	1.26	1.15, 1.37	36.58
	NGS	7	1.01	0.92, 1.10	63.42
	Overall	10	1.14	1.01, 1.27	100
Processed Meat	GS	5	1.15	1.04, 1.26	40.68
	NGS	6	1.11	1.02, 1.20	59.32
	Overall	11	1.13	1.05, 1.20	100

Summary

- For diet-disease studies, FFQs are commonly used for diet assessment
- Most of FFQs developed do not consider gender
- Red meat and processed meat are recognized as risk factors of CRC
- In meta-analysis, RR of red meat intake for and colon cancer was significantly only in studies which used GS-FFQs
- For processed meat intake, studies with both GS- and NGS-FFQs showed increased risks
- Our study shows gender consideration of FFQs is important for detecting effects of dietary factors on diseases



Thank you !

